

STOOL COLLECTION: Fecal Immunochemical Test (FIT) / iFOBT / Occult Blood

COLLECTION VIAL

Collection kit includes:

- Collection vial (sample bottle)
- Collection paper
- Envelope


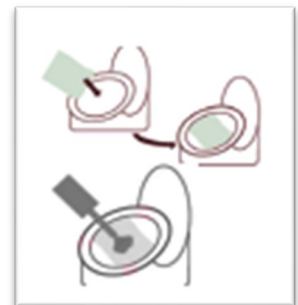


COLLECTION INSTRUCTIONS

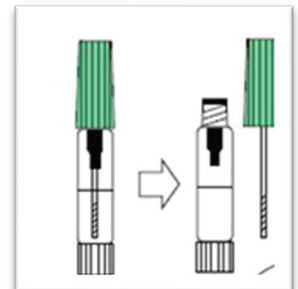
READ COLLECTION KIT DIRECTIONS CAREFULLY

Test results may be invalid if the sample is not collected properly.
NO SPECIAL DIET IS REQUIRED IN ADVANCE OF COLLECTION

1. Place supplied collection paper inside toilet bowl on top of the water.
2. Deposit stool sample on top of the collection paper. Be sure to collect the sample before the paper sinks and the stool sample touches water.
3. Open the GREEN cap of the collection vial by twisting and lifting. Do not open the white end!
4. Scrape the surface of the stool sample with the sample probe.



Cover the grooved portion of the sample probe completely with stool.



5. Insert the sample probe with the stool sample back into the vial and screw the green cap on tightly. Do not reopen the bottle.
6. Flush the toilet. The collection paper is biodegradable and will not harm septic systems.
7. Fill in all required information on the sample vial including patient information and collection date and time.
8. Return the sample to the laboratory in the envelope provided.

